

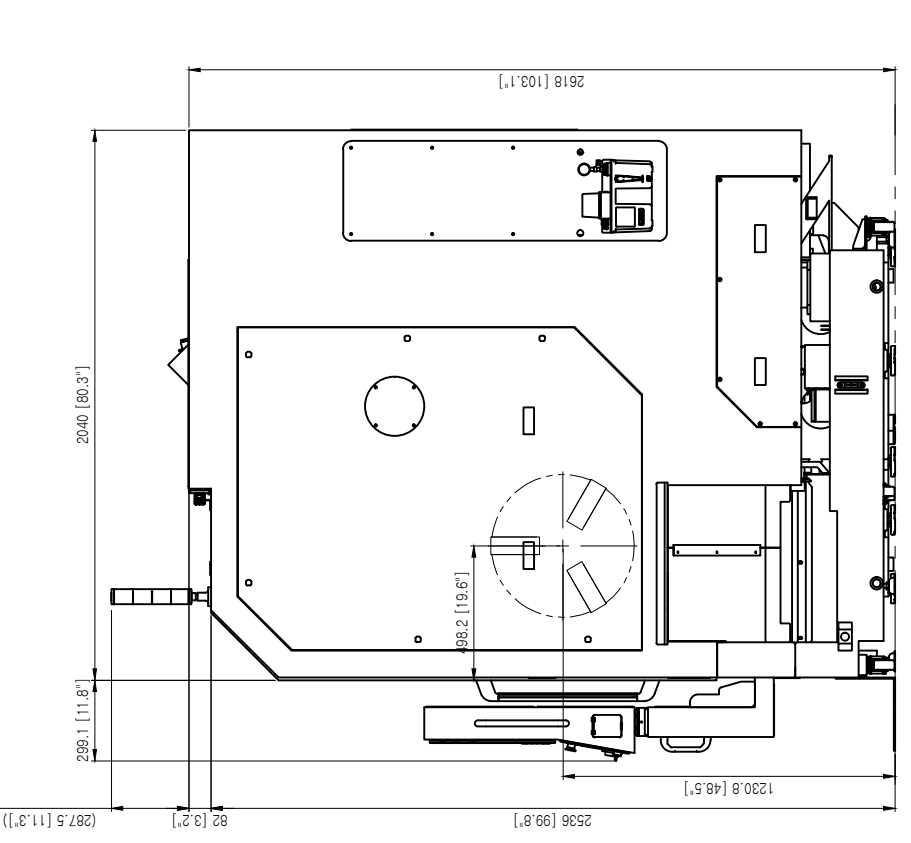
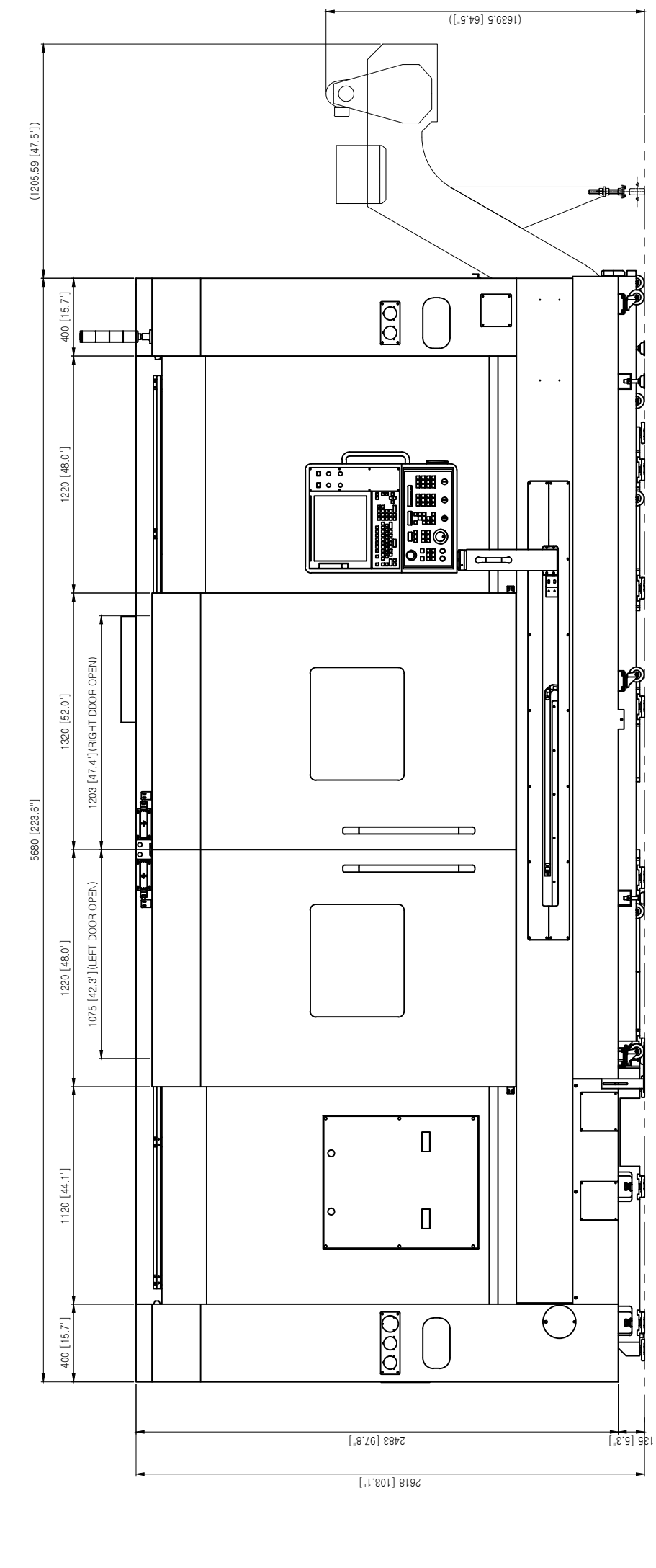
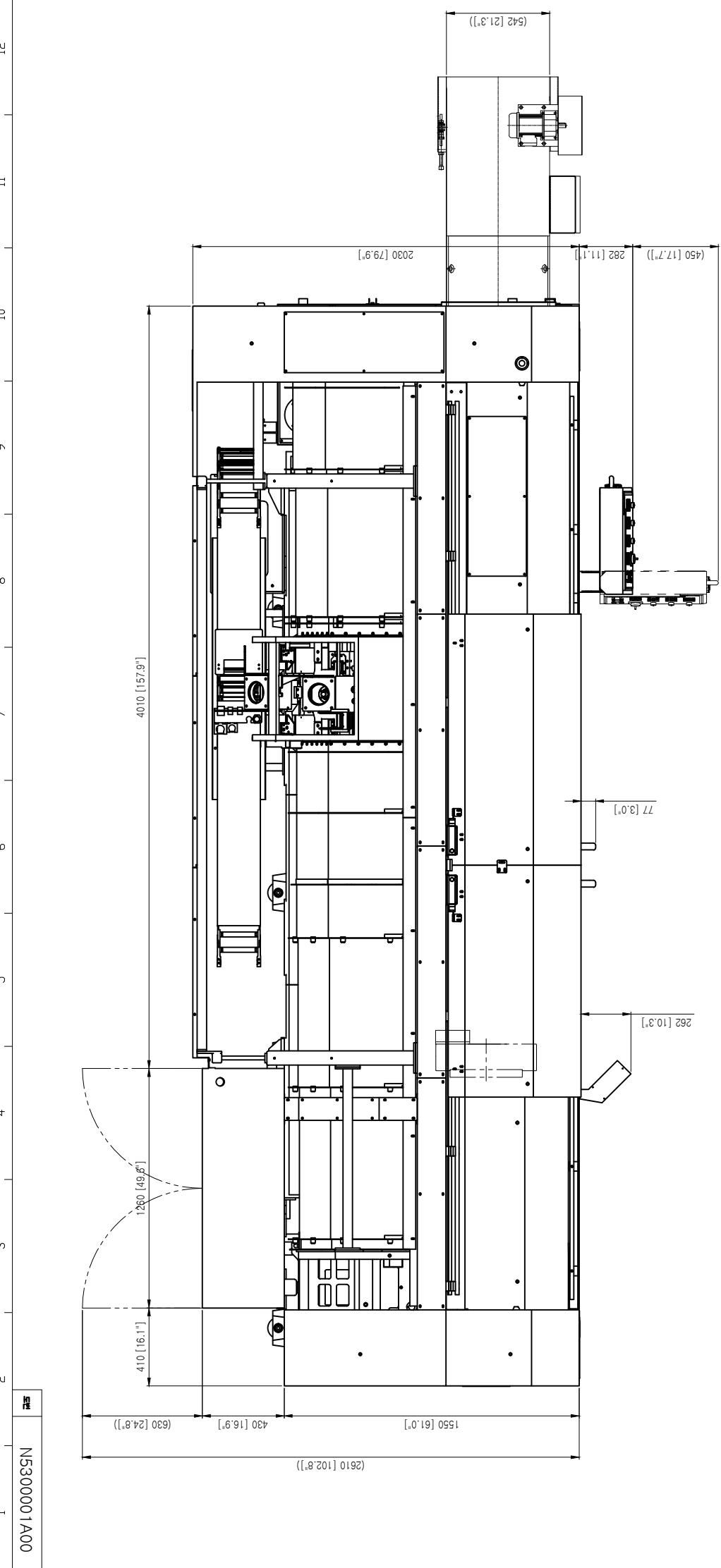
**SMART**  
MACHINE TOOL

**NL 5000LY**

**Installation  
Packet**

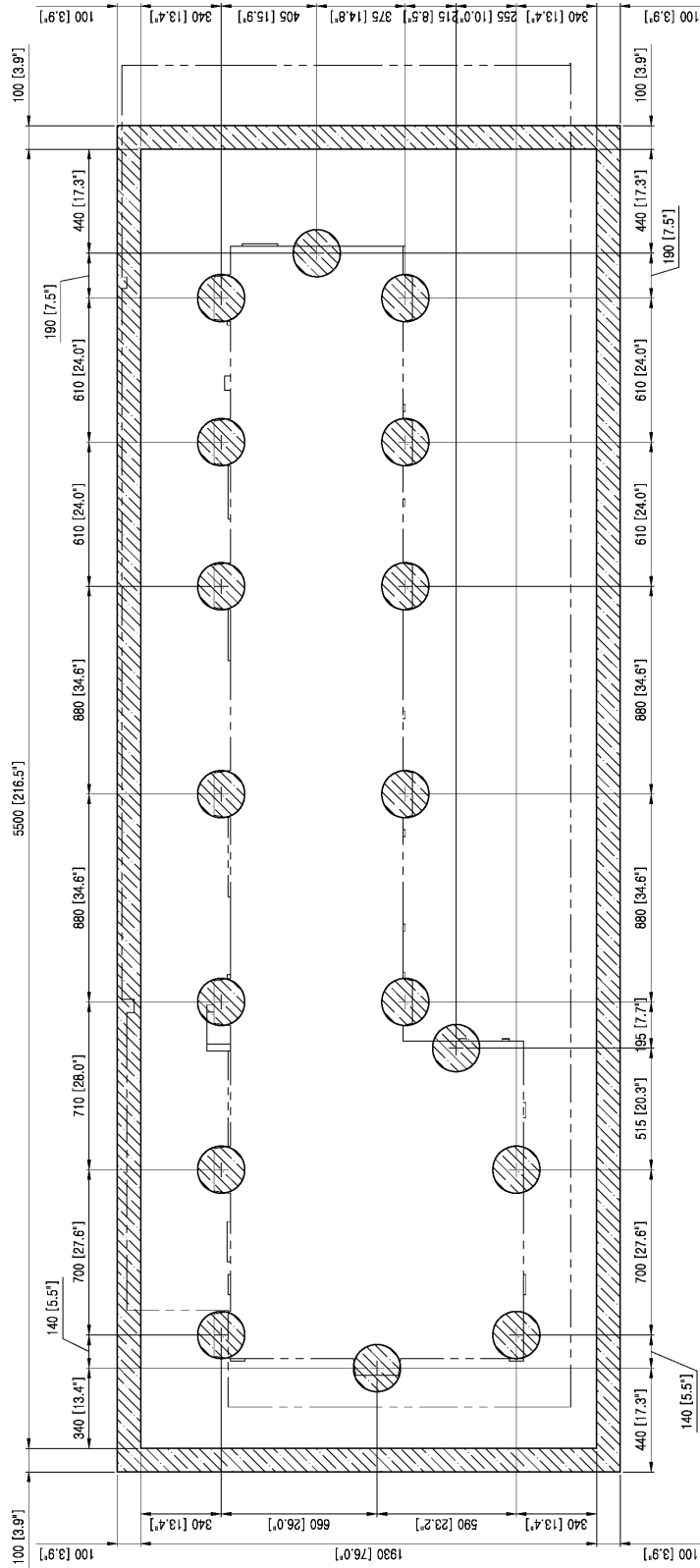
1. 단위 : mm [inch]  
 2. 상기 사항은 품질 향상을 위하여 예고없이 변경 될 수 있음.

N5300001A00



APP. D	J. W. SHIN	GENERAL TOLERANCE	FINISHING	HEAT TREATMENT	WEIGHT	SMTK
22.06.13		0.3-	6 ±0.1		CSB	LAY-OUT
REV. D		6- 30 ±0.2	30- 120 ±0.3		UNIT ASS'Y	
CHE. D		120- 315 ±0.5	315-1000 ±0.8	MATERIAL		
DES. D	M. S. KIM	1000-2000 ±1.2		PLATING		GENERAL LAY-OUT
DATE	22.06.13	CHECKER		SCALE		N 5300001A00 1/1
		DATE	22.06.13			
		REV. D				
		CHE. D				
		UNIT ASS'Y				
		NAME				
		SCALE				

1.1. Foundation Plan\_NL 5000LY



1. Reinforce 1st concrete more than 1 month.
2. Electric cable & air hose needed for the machine should be prepared by customer.  
(Cable selection area : 22mm<sup>2</sup> . Air hose inner diameter : Ø9)

---

## MACHINE PACKING INFORMATION

---

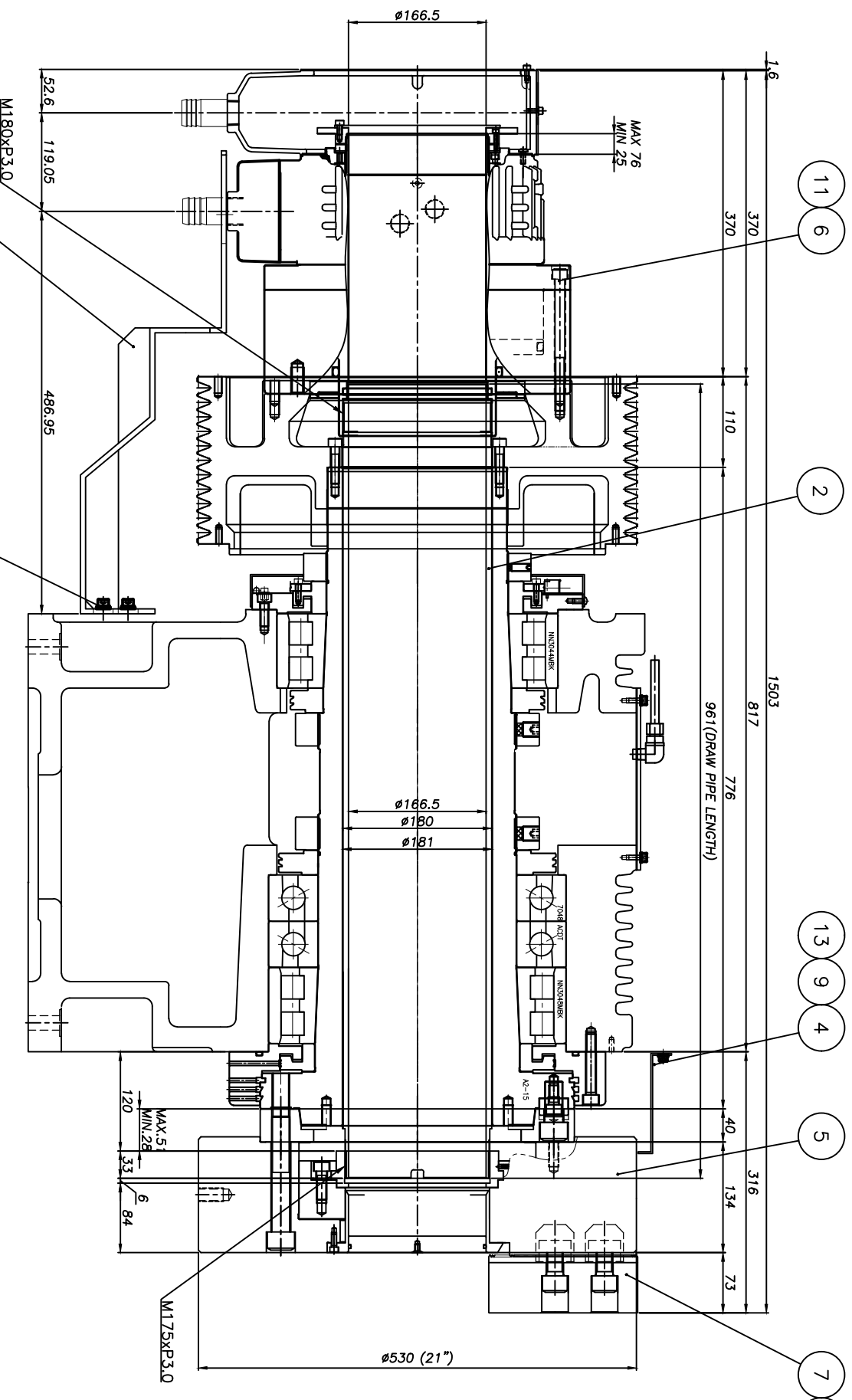
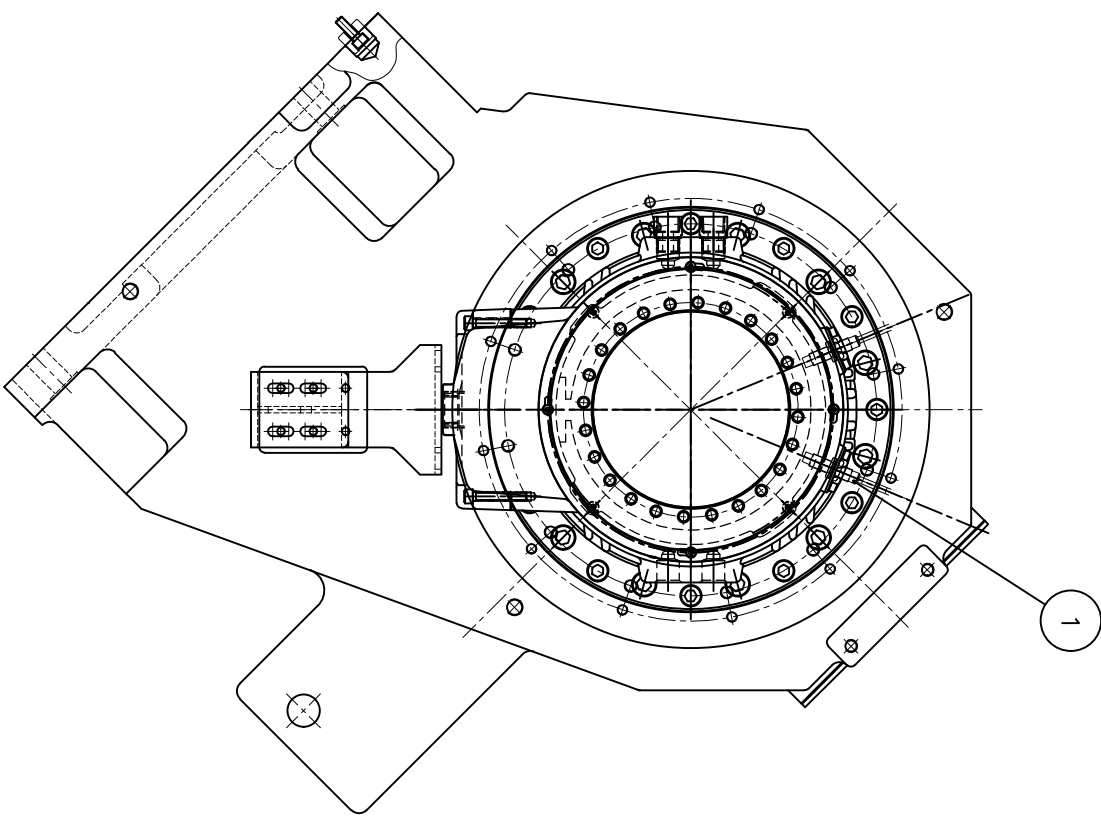
MODEL	DESCRIPTION	PACKING DIMENSION (FT)	LBS NET WEIGHT	LB GROSS WEIGHT
NL5000LY	MACHINE	19.67(L) x 7.55(W) x 9.66(H)	31,502	34,502
NL5000LY	CHIP CONVEYOR	17.9(L) x 3.16(W) x 6.16(H)	2,125	2,624

MACHINE MODEL	KVA	AMPS @ 220V	AMPS @480V	Coolant	Slideways	Hyd. Unit	Transmission	Chuck	Oil for Air	Chiller oil
NL150/200/250	31	82	37	48	.79 gal	5.3 gal	n/a	.2 oz daily	N/A	N/A
NL1500(M)	31	82	37	48	.79 gal	5.3 gal	n/a	.2 oz daily	.6 oz	N/A
NL2000(M)	31	82	37	48	.79 gal	5.3 gal	n/a	.2 oz daily	.6 oz	N/A
NL2000A/B/S/Y	40	105	48	60	.79 gal	5.3 gal	n/a	.2 oz daily	.6 oz	4 gal
NL2500SY	50	131	60	60	.79 gal	5.3 gal	n/a	.2 oz daily	.6 oz	4 gal
NL2500S	40	105	48	48	.79 gal	5.3 gal	0.75	.2 oz daily	.6 oz	N/A
NL2500(M)	40	105	48	53	.79 gal	5.3 gal	0.75	.2 oz daily	.6 oz	N/A
NL2500/1100	40	105	48	63	.79 gal	5.3 gal	0.75	.2 oz daily	N/A	N/A
NL3000(M)	40	105	48	63	.79 gal	5.3 gal	0.75	.2 oz daily	N/A	N/A
NL3500BY	55	144	66	101	.79 gal	6.6	n/a	.2 oz daily	N/A	N/A
NL4000(M)	55	144	66	63	.79 gal	6.4 gal	0.75	.2 oz daily	N/A	N/A
NL5000(M)	55	144	66	63	.79 gal	6.4 gal	0.75	.2 oz daily	N/A	N/A
NL5000LY	55	144	78	130	.79 gal	6.4 gal	0.75	.2 oz daily	N/A	N/A
NL6000(M)	65	170	78	105	.79 gal	15 gal	0.75	.2 oz daily	N/A	N/A
NL6000L(M)	65	170	78	150	.79 gal	15 gal	0.75	.2 oz daily	N/A	N/A
NL6000XL(M)	65	170	78	180	.79 gal	15 gal	0.75	.2 oz daily	N/A	N/A
NL7000L(M)	65	170	78	150	.79 gal	15 gal	2 gal	.2 oz daily	N/A	N/A
NL7000XL(M)	65	170	78	180	.79 gal	15 gal	2 gal	.2 oz daily	N/A	N/A
					Shell Oil T68		Mobil Oil Light			
					Mobil Vactra#2	Mobil DTE 24	ISO VG 32	SW10	DTE Ligh	Velocity 6
					check daily	check daily	check daily	grease daily	check daily	Check Daily

Air requirements: 80-100 psi, 5-10 CFM

Coolant only fluid required at install

Voltage : 220V +/- 10% (480V requires transformer)



NO.	DWG NO.	NAME	MAT'L	Q'TY	REMARK
1	N5090805A00	PROXIMITY SWITCH		2	FL7M-316HD-(YAMATAKE)
2	N5090101A00	DRAW TUBE	STKM13C	1	
3	N5090102A00	CYLINDER BRACKET SS400		1	
4	N5090103A00	CHUCK SAFETY COVER PCC		1	
5	N5090802A00	POWER CHUCK		1	
6	N5090803A00	ROTARY CYLINDER		1	MH-221A15(SAMCHULLY)
7	N5090804A00	SOFT JAW		1	SDL-30516(SAMCHULLY)
8	N5090805A00	HARD JAW		2	SB18A2(SAMCHULLY)
9	S0210612	SOCKET HEAD BOLT		3	M6x12L
10	S0210825	SOCKET HEAD BOLT		4	M8x25L
11	S0221216	SOCKET HEAD BOLT		12	M12x160L
12	S2530800	WASHER		4	M8
13	S2550600	SPRING WASHER		3	M6
14	S2550800	SPRING WASHER		4	M8

REVISION	DATE	REV'D	CHE'D	MARK	REVISION	DATE	REV'D	CHE'D	MARK	REVISION	DATE	REV'D	CHE'D	MARK

APP'D	DATE	DES'N	DATE	CHUCK ASSY	SCALE	UNIT ASSY	DATE
JINSHIN	9/24/11	M.S.KIM	9/24/11	CHUCK ASSY	1/3.5	CHUCK ASSY	

GENERAL	TOLERANCE	HEAT TREATMENT	SCALE	UNIT ASSY
GENERAL (MACHINING)	0.3 - 0.04		1/3.5	CHUCK ASSY
6-30 08	36 128 0.3			
	319 319 0.5			
	1008 1008 0.8			
	1008 2008 1.2			