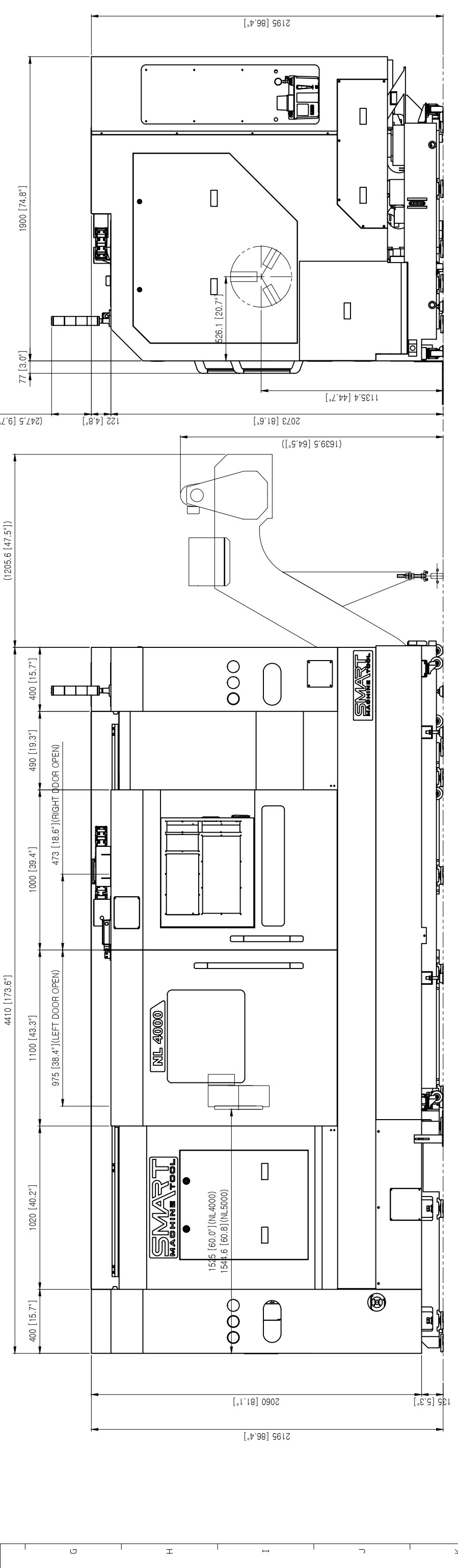
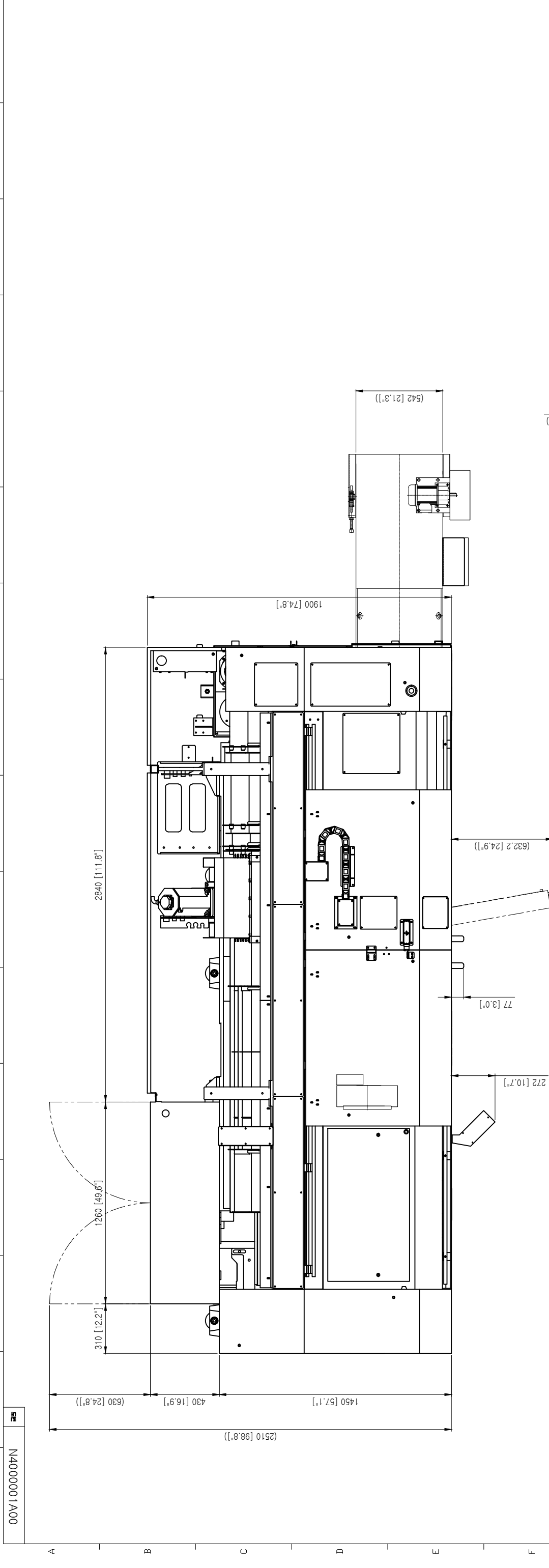


SMART
MACHINE TOOL

NL 5000(M)

**Installation
Packet**



APP'D	J. W. SHIN	GENERAL TOLERANCE	HEAT TREATMENT	WEIGHT
19.02.14		0.5-6 ±0.1		CSPT
REV'D		6-30 ±0.2		
CHE'D		30-120 ±0.3		
DES'D	M. S. KIM	120-315 ±0.5	MATERIAL	
DATE	19.02.14	315-1000 ±0.8		
		1000-2000 ±1.2		
		UNLESS OTHERWISE PLATING		
		CHAMFER & CORNER		
		CO. 3, RD. B		

REV	DATE	REV'D	CHE'D
M			
NL 4000/M			
NL 5000/M			

UNIT ASSY	NAME	QTY	SCALE
NL4000	LAY-OUT	1/CH	1/12
GENERAL LAY-OUT			
N4000001A00 1/1			

주 기
 1. 단 위 : mm [inch]
 2. 상 기 사 양 은 품 질 향 상 등 을 위 하 여 예 고 없 이 변경 될 수 있 음.

MACHINE PACKING INFORMATION

MODEL	DESCRIPTION	PACKING DIMENSION (FT)	CBM	LBS NET WEIGHT	LB GROSS WEIGHT
NL5000/1200	MACHINE	15.75(L) x 7.55(W) x 8.04(H)	27.05	23,814	25,247
NL5000M/1200	MACHINE	15.75(L) x 7.55(W) x 8.04(H)	27.05	24,035	25,468
NL5000/2200	MACHINE	19.67(L) x 7.55(W) x 8.04(H)	33.81	30,209	31,862
NL5000M/2200	MACHINE	19.67(L) x 7.55(W) x 8.04(H)	33.81	30,429	32,083
NL5000(M)/1200 C/C	CHIP CONVEYOR	13.94(L) x 3.12(W) x 4.92(H)	6.06	1,764	1,918
NL5000(M)/2200 C/C	CHIP CONVEYOR	17.88(L) x 3.12(W) x 5.25(H)	8.21	2,205	2,426

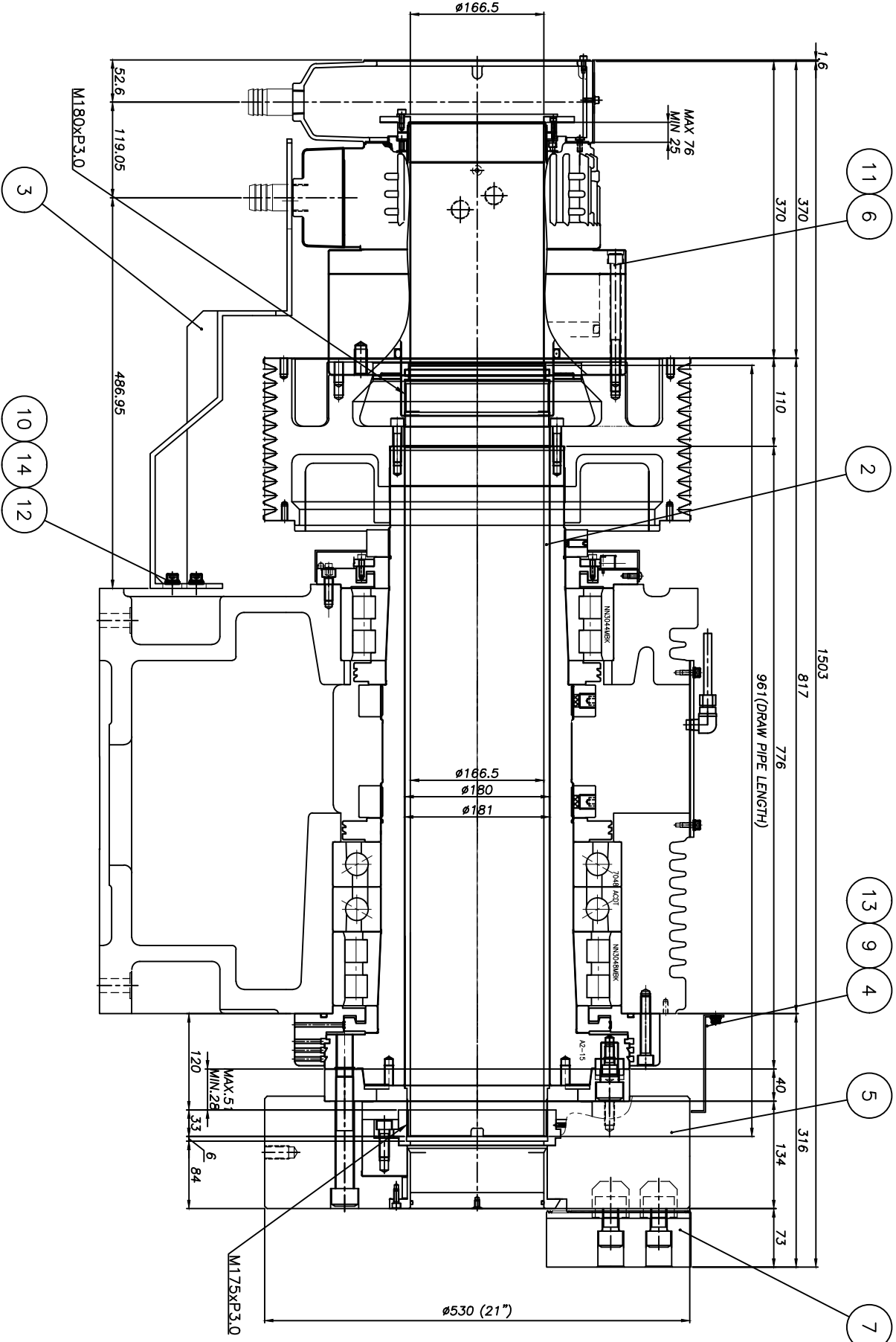
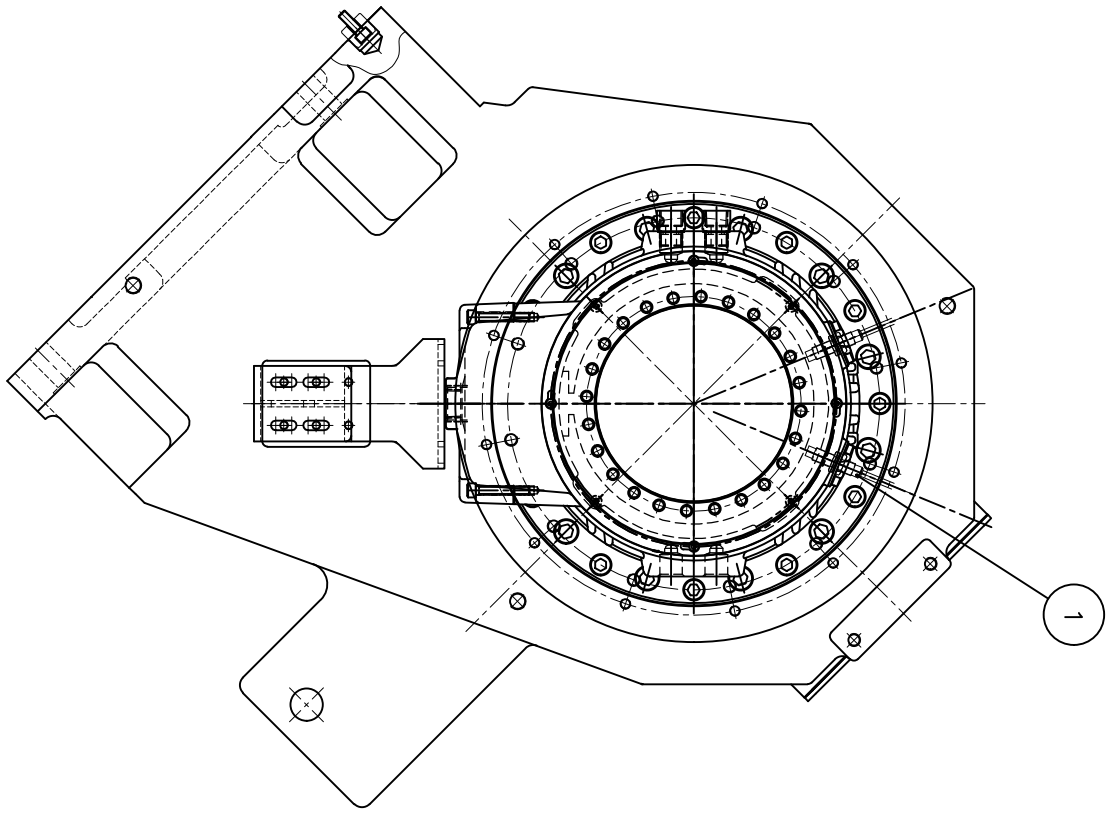
MACHINE MODEL	KVA	AMPS @ 220V	AMPS @480V	Coolant	Slideways	Hyd. Unit	Transmission	Chuck	Oil for Air	Chiller oil
NL150/200/250	31	82	37	48	.79 gal	5.3 gal	n/a	.2 oz daily	N/A	N/A
NL1500(M)	31	82	37	48	.79 gal	5.3 gal	n/a	.2 oz daily	.6 oz	N/A
NL2000(M)	31	82	37	48	.79 gal	5.3 gal	n/a	.2 oz daily	.6 oz	N/A
NL2000A/B/S/Y	40	105	48	60	.79 gal	5.3 gal	n/a	.2 oz daily	.6 oz	4 gal
NL2500SY	50	131	60	60	.79 gal	5.3 gal	n/a	.2 oz daily	.6 oz	4 gal
NL2500S	40	105	48	48	.79 gal	5.3 gal	0.75	.2 oz daily	.6 oz	N/A
NL2500(M)	40	105	48	53	.79 gal	5.3 gal	0.75	.2 oz daily	.6 oz	N/A
NL2500/1100	40	105	48	63	.79 gal	5.3 gal	0.75	.2 oz daily	N/A	N/A
NL3000(M)	40	105	48	63	.79 gal	5.3 gal	0.75	.2 oz daily	N/A	N/A
NL3500BY	55	144	66	101	.79 gal	6.6	n/a	.2 oz daily	N/A	N/A
NL4000(M)	55	144	66	63	.79 gal	6.4 gal	0.75	.2 oz daily	N/A	N/A
NL5000(M)	55	144	66	63	.79 gal	6.4 gal	0.75	.2 oz daily	N/A	N/A
NL5000L(M)	65	170	78	130	.79 gal	6.4 gal	0.75	.2 oz daily	N/A	N/A
NL6000(M)	65	170	78	105	.79 gal	15 gal	0.75	.2 oz daily	N/A	N/A
NL6000L(M)	65	170	78	150	.79 gal	15 gal	0.75	.2 oz daily	N/A	N/A
NL6000XL(M)	65	170	78	180	.79 gal	15 gal	0.75	.2 oz daily	N/A	N/A
NL7000L(M)	65	170	78	150	.79 gal	15 gal	2 gal	.2 oz daily	N/A	N/A
NL7000XL(M)	65	170	78	180	.79 gal	15 gal	2 gal	.2 oz daily	N/A	N/A
					Shell Oil T68		Mobil Oil Light			
					Mobil Vactra#2	Mobil DTE 24	ISO VG 32	SW10	DTE Ligh	Velocity 6
					check daily	check daily	check daily	grease daily	check daily	Check Daily

Air requirements: 80-100 psi, 5-10 CFM

Coolant only fluid required at install

Voltage : 220V +/- 10% (480V requires transformer)

NO.	DWG NO.	NAME	MAT'L	Q'TY	REMARK
1	N5090805A00	PROXIMITY SWITCH		2	FL7M-3J6HD-C(YAMATAKE)
2	N5090101A00	DRAW TUBE	STKM13C	1	
3	N5090102A00	CYLINDER BRACKET	SS400	1	
4	N5090103A00	CHUCK SAFETY COVER	SPCC	1	
5	N5090802A00	POWER CHUCK		1	MH-221A1S(SAMCHULLY)
6	N5090803A00	ROTARY CYLINDER		1	SDL-30516(SAMCHULLY)
7	N5090804A00	SOFT JAW		2	SB18A2(SAMCHULLY)
8	N5090805A00	HARD JAW		1	HB18B2(SAMCHULLY)
9	S0210612	SOCKET HEAD BOLT		3	M6X12L
10	S0210825	SOCKET HEAD BOLT		4	M6X25L
11	S0221216	SOCKET HEAD BOLT		12	M12X160L
12	S2530800	WASHER		4	M6
13	S2550600	SPRING WASHER		3	M6
14	S2550800	SPRING WASHER		4	M8



GENERAL TOLERANCE		HEAT TREATMENT		SMTK	
APP'D	JIN SHIN	0.3 - 0.08		UNIT ASS'Y	NLS000
CHK'D		6 - 30 0.08		CHUCK ASS'Y	
REV'D		36 125 0.3			
		126 315 0.3			
		316 1000 0.8			
		1008 2000 1.2			
DESIGNER: P. CHANG				SCALE	1/3.5
DATE: 9/20/11				NAME	CHUCK ASSY
CHECKER: M.S. KIM				Q'TY	N 510 910 010 1 B1010
DATE: 9/20/11				SCALE	1/3.5
				UNIT ASS'Y	NLS000
				CHUCK ASS'Y	
				Q'TY	1

REV	DATE	REV'D	CHK'D	MARK	REVISION