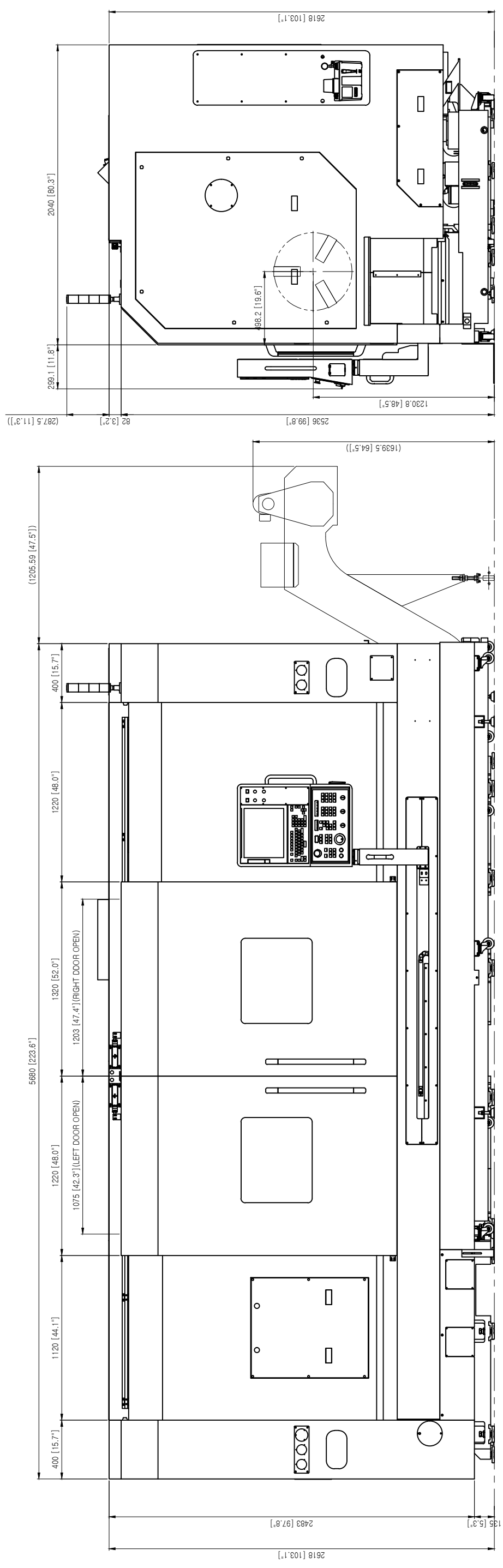
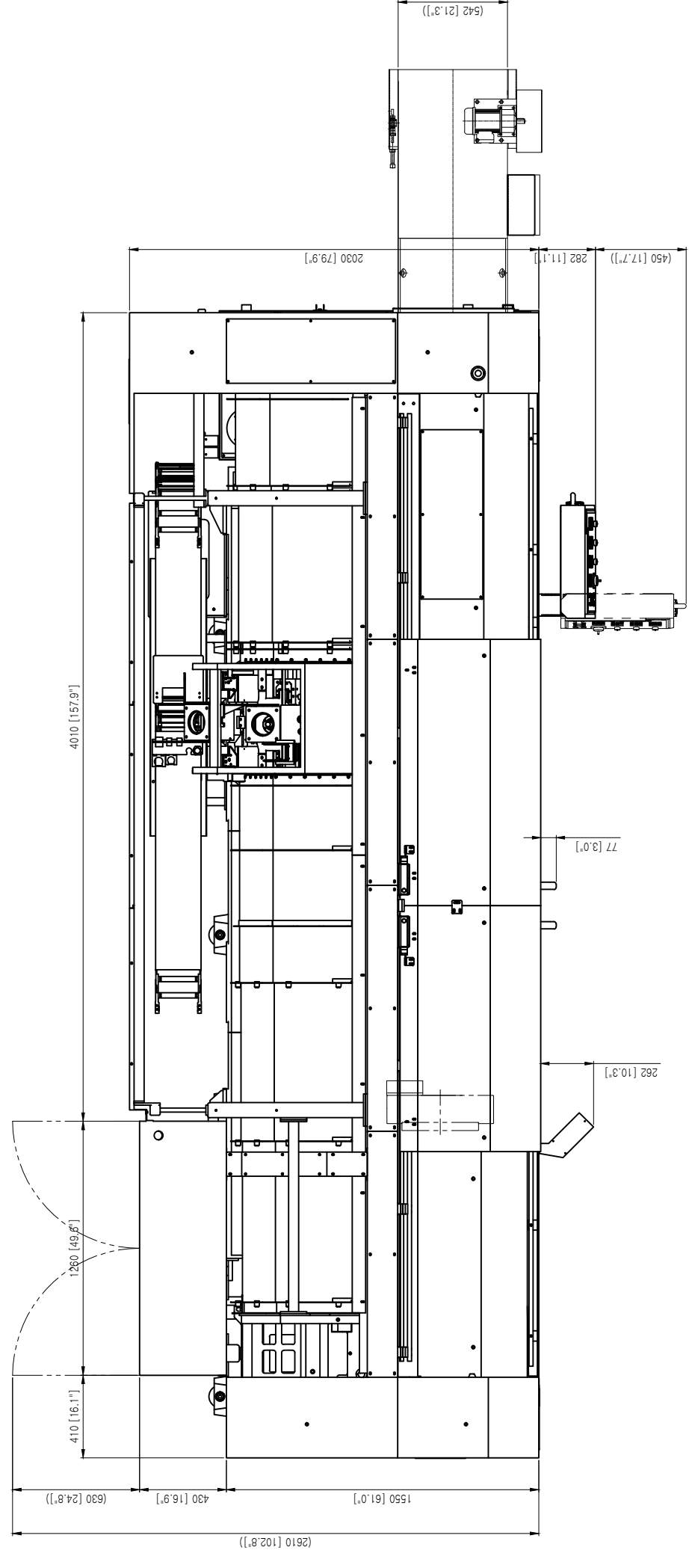


SMART
MACHINE TOOL

NL 5000LY

**Installation
Packet**

N5300001A00



주 기
 1. 단 위 : mm [inch]
 2. 상 기 사 양 은 품 질 향 상 등 을 위 하 여 예 고 없 이 변 경 될 수 있 음.

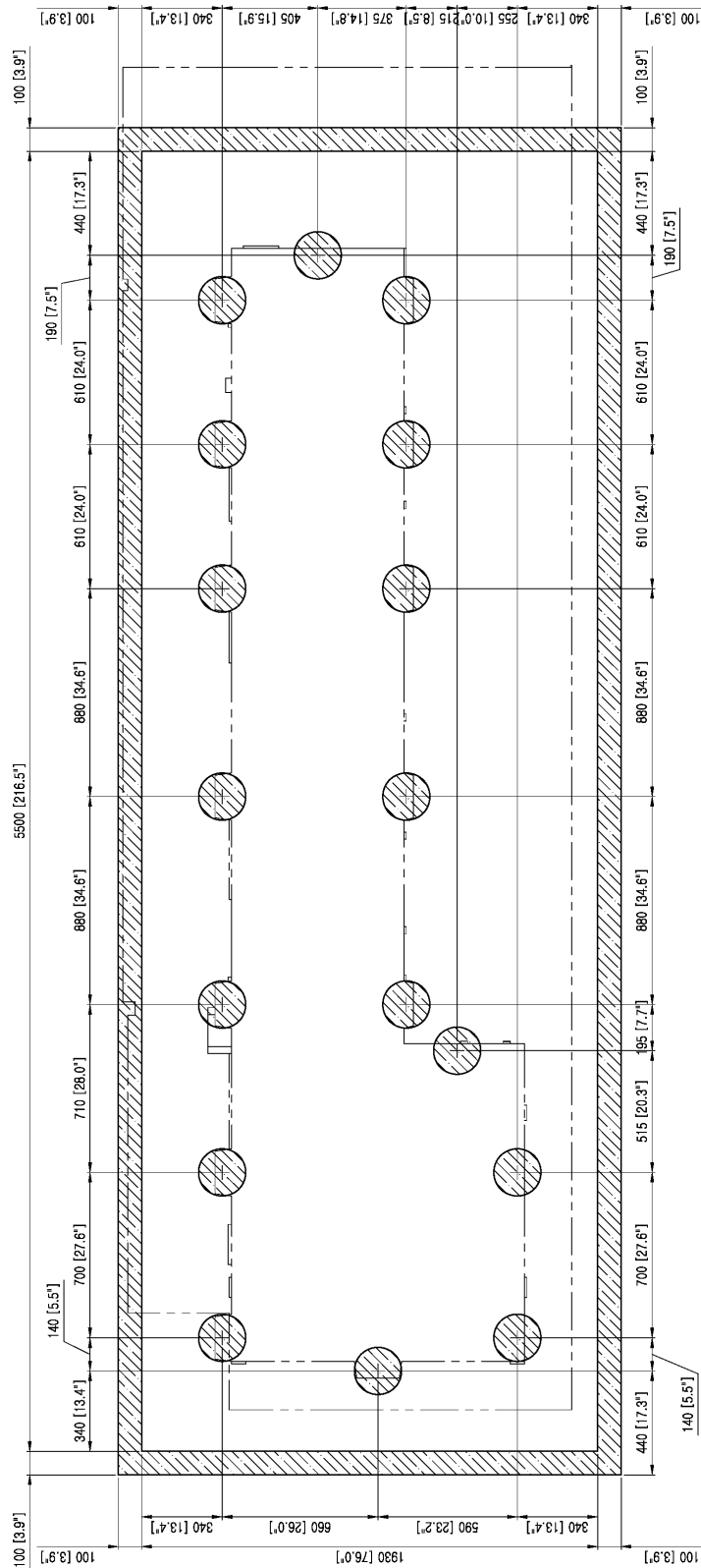
APP'D	J. W. SHIN	GENERAL TOLERANCE	HEAT TREATMENT	WEIGHT
22.06.13		0.5- 6 ±0.1		CSB
REV'D		6- 30 ±0.2		
CHE'D		30- 120 ±0.3		
DES'D	M. S. KIM	120- 315 ±0.5	MATERIAL	
DATE	22.06.13	315-1000 ±1.2		
		1000-2000 ±1.2		
		UNLESS OTHERWISE PLATING		
		CHAMFER & CONNER		
		CO. 3, RD. 8		

REV	DATE	REV'D	CHE'D	MARK

UNIT ASS'Y	NAME	Q'TY	SCALE
NL5000LY	LAY-OUT	1/CH	1/14
NL5000LY	GENERAL LAY-OUT	SCALE	1/14
N5300001A00			1/1

SMTK

1.1. Foundation Plan_NL 5000LY



1. Reinforce 1st concrete more than 1 month.
2. Electric cable & air hose needed for the machine should be prepared by customer.
(Cable selection area : 22mm² . Air hose inner diameter : Ø9)

MACHINE MODEL	KVA	AMPS @ 220V	Coolant	Slideways	Hyd. Unit	Transmission	Chuck	Oil for Air
NL150/200/250	31	82	48	.79 gal	5.3 gal	n/a	.2 oz daily	N/A
NL1500(M)	31	82	48	.79 gal	5.3 gal	n/a	.2 oz daily	.6 oz
NL2000(M)	31	82	48	.79 gal	5.3 gal	n/a	.2 oz daily	.6 oz
NL2000A/B/S/Y	40	105	60	.79 gal	5.3 gal	n/a	.2 oz daily	.6 oz
NL2500SY	50	131	60	.79 gal	5.3 gal	n/a	.2 oz daily	.6 oz
NL2500S	40	105	48	.79 gal	5.3 gal	0.75	.2 oz daily	.6 oz
NL2500(M)	40	105	53	.79 gal	5.3 gal	0.75	.2 oz daily	.6 oz
NL3000(M)	40	105	63	.79 gal	5.3 gal	0.75	.2 oz daily	N/A
NL4000(M)	55	144	63	.79 gal	6.4 gal	0.75	.2 oz daily	N/A
NL5000(M)	55	144	63	.79 gal	6.4 gal	0.75	.2 oz daily	N/A
NL5000L(M)(Y)	65	170	130	.79 gal	6.4 gal	0.75	.2 oz daily	N/A
NL6000(M)	65	170	105	.79 gal	15 gal	0.75	.2 oz daily	N/A
NL6000L(M)	65	170	150	.79 gal	15 gal	0.75	.2 oz daily	N/A
NL6000XL(M)	65	170	180	.79 gal	15 gal	0.75	.2 oz daily	N/A
NL7000L(M)	65	170	150	.79 gal	15 gal	2 gal	.2 oz daily	N/A
NL7000XL(M)	65	170	180	.79 gal	15 gal	2 gal	.2 oz daily	N/A
				Shell Oil T68	Mobil DTE 24	Mobil Oil Light	SW10	DTE Light
				Mobil Vactra#2		ISO VG 32		
				check daily	check daily	check daily	grease daily	check daily

Air requirements: 80-100 psi, 5-10 CFM

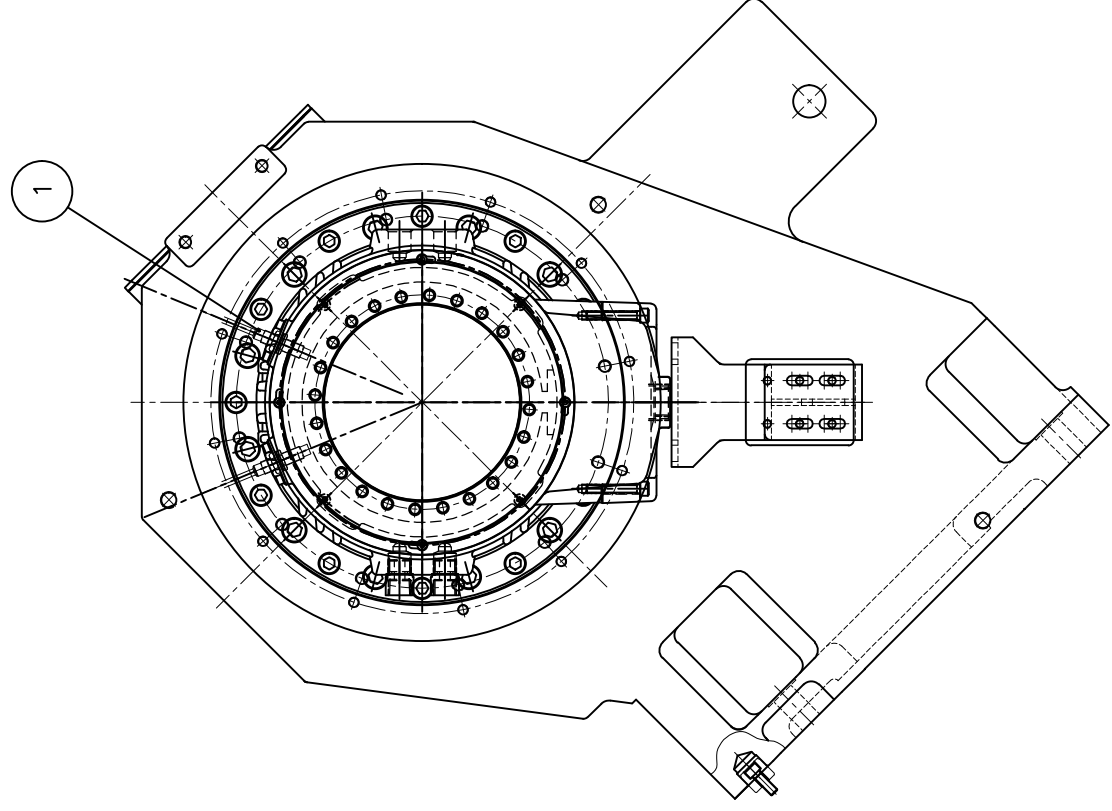
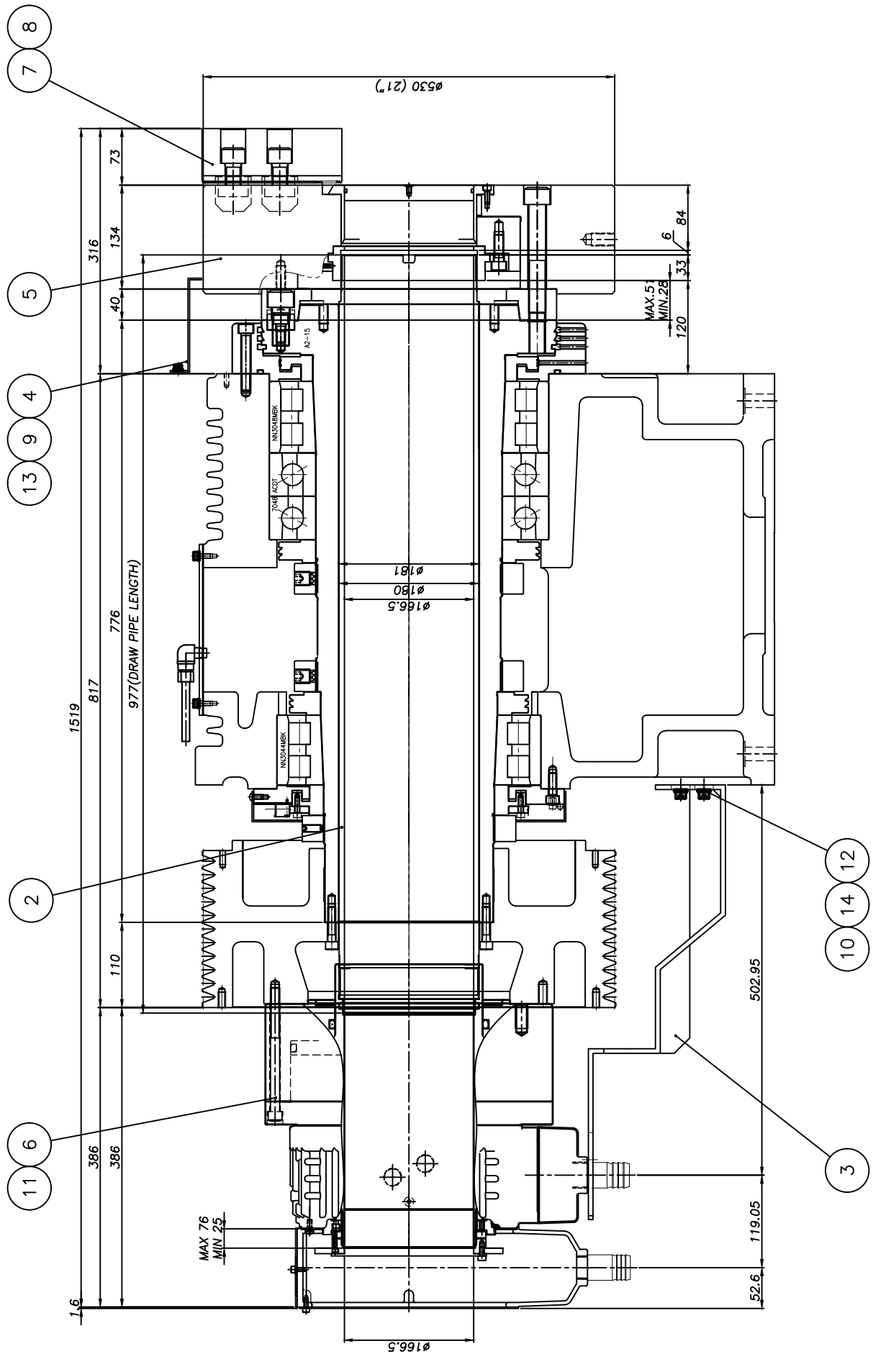
Coolant only fluid required at install

Voltage : 220V +/- 10%

MACHINE PACKING INFORMATION

MODEL	DESCRIPTION	PACKING DIMENSION (FT)	LBS NET WEIGHT	LB GROSS WEIGHT
NL5000LY	MACHINE	19.67(L) x 7.55(W) x 9.66(H)	31,502	34,502
NL5000LY	CHIP CONVEYOR	17.9(L) x 3.16(W) x 6.16(H)	2,125	2,624

NO.	DWG NO.	NAME	MAT'L	Q'TY	REMARK
1	N2590805A00	PROXIMITY SWITCH		2	FL7M-3J6HD-C(YAMATAKE)
2	N5090101A00	DRAW TUBE	STKM13C	1	
3	N5090102A00	CYLINDER BRACKET	SS400	1	
4	N5090103A00	CHUCK SAFETY COVER	SPCC	1	
5	N5090802A00	POWER CHUCK		1	MH-221A15(SAMCHULLY)
6	N5090803A00	ROTARY CYLINDER		1	SDL-30516(SAMCHULLY)
7	N5090804A00	SOFT JAW		2	SB18A2(SAMCHULLY)
8	N5090805A00	HARD JAW		1	HB18B2(SAMCHULLY)
9	S0210612	SOCKET HEAD BOLT		3	M6x12L
10	S0210825	SOCKET HEAD BOLT		4	M8x25L
11	S0221216	SOCKET HEAD BOLT		12	M12x160L
12	S2530800	WASHER		4	M8
13	S2550600	SPRING WASHER		3	M6
14	S2550800	SPRING WASHER		4	M8



APP'D	JWS/HJM	GENERAL TOLERANCE	HEAT TREATMENT
19/04/11		(MACHINING) 0.5 - 6.0H	
REV'D		6 - 30.0B	
CHE'D		38 125±0.3	
DES'D		319 315±0.05	
DATE		316 1000±0.8	
		1008 2000±1.2	
		UNLESS OTHERWISE SPECIFIED	
		PLATING	
		SCALE	
		1/3.5	
		N 510 910 0 0 1 A1010	
		1/1	

MARK	REVISION	DATE	REV'D	CHE'D	MARK	REVISION	DATE	REV'D	CHE'D

UNIT ASSY	NAME	Q'TY	SCALE
NL5000	CHUCK ASSY	1/CH	1/3.5
	CHUCK ASSY		